

# **Just For Fun Children Songs For Mandolin: The Ultimate Guide to Entertaining Your Little Ones with Melodious Music**

Welcome to the enchanting world of "Just For Fun Children Songs For Mandolin"! This comprehensive guide is meticulously crafted to equip you with the knowledge and techniques to captivate your precious children with the irresistible charm of mandolin music. Whether you're a seasoned musician or a budding enthusiast, this book is your gateway to unlocking the magical power of melodies that will illuminate your children's lives with joy and creativity.

## **Chapter 1: Unveiling Your Mandolin**



## Just for Fun - Children's Songs for Mandolin: 59

**Children's Classics** by Cerridwen Greenleaf

★★★★☆ 4.8 out of 5

Language : English

File size : 7909 KB

Screen Reader : Supported

Print length : 84 pages

FREE

DOWNLOAD E-BOOK



Embark on an intimate journey into the enchanting realm of the mandolin. This chapter meticulously guides you through its intricate design, revealing the secrets behind its mesmerizing sound. From understanding the different parts of the mandolin to learning how to hold it correctly, you'll gain the foundational knowledge to confidently navigate this captivating instrument.

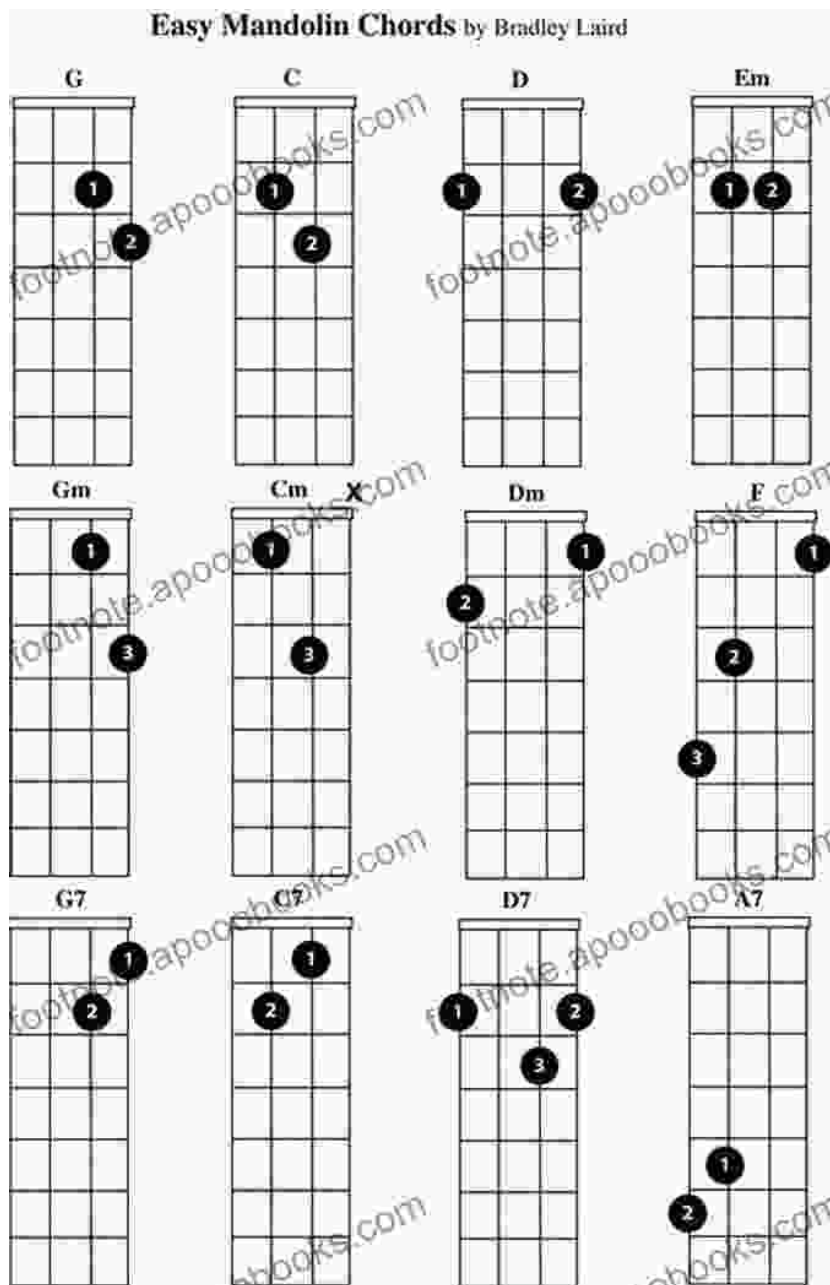
## Chapter 2: Tuning the Mandolin Symphony



Prepare to unravel the secrets of tuning your mandolin to perfection. This chapter takes you on a step-by-step journey through various tuning methods, ensuring that your mandolin sings in perfect harmony. You'll

discover the art of using a tuner, listening to reference pitches, and employing harmonics to achieve precise and consistent tuning.

### Chapter 3: Chords: The Building Blocks of Melodies



Enter the realm of chords, the fundamental building blocks of melodies. This chapter introduces you to a diverse range of chords, from simple open chords to more intricate barre chords. With clear diagrams and step-by-

step instructions, you'll master the art of forming chords with ease, opening up a world of musical possibilities.

## Chapter 4: Strumming Techniques: Unleashing the Rhythm

The image displays six musical staves, each representing a different strumming pattern. Above the first two staves, the text 'downstroke symbol' and 'upstroke symbol' are positioned with arrows pointing to the respective symbols on the notes. The patterns are as follows:

- Strumming pattern 1:** 4/4 time signature. Notes on the first and third beats. Symbols: diamond (downstroke) on the first beat, diamond on the third beat. Rhythm: one (two) three (four).
- Strumming pattern 2:** 4/4 time signature. Notes on the first, second, third, and fourth beats. Symbols: diamond on the first, second, and fourth beats; 'v' (upstroke) on the third beat. Rhythm: one two and three four.
- Strumming pattern 3:** 4/4 time signature. Notes on the first, second, third, and fourth beats. Symbols: diamond on the first, second, and fourth beats; 'v' on the third beat. Rhythm: one two and three four and.
- Strumming pattern 4:** 4/4 time signature. Notes on the first, second, third, and fourth beats. Symbols: diamond on the first, second, and fourth beats; 'v' on the third beat. Rhythm: one two three and four and.
- Strumming pattern 5:** 3/4 time signature. Notes on the first, second, and third beats. Symbols: diamond on the first, second, and third beats. Rhythm: one two three and.
- Strumming pattern 6:** 3/4 time signature. Notes on the first, second, and third beats. Symbols: diamond on the first, second, and third beats. Rhythm: one two and three and.

Discover the secrets of strumming, the rhythmic backbone of mandolin music. This chapter delves into various strumming patterns, from basic downstrokes to more advanced variations. You'll learn how to create engaging rhythms that will make your melodies dance with infectious energy.

## Chapter 5: Fingerpicking: The Art of Solo Melodies



Embark on a magical journey into the world of fingerpicking, where melodies take flight with intricate grace. This chapter unveils the secrets of using your fingers to pluck the strings, creating enchanting solo melodies. You'll learn essential techniques such as hammer-ons, pull-offs, and slides, empowering you to weave captivating musical tapestries.

## **Chapter 6: Children's Songs: A Symphony of Joy**

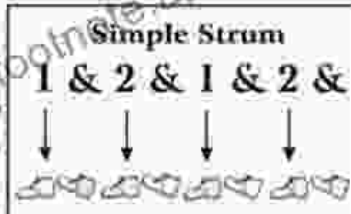
## Playing Rhythm on the Mandolin

Playing rhythm on the mandolin can be as easy as simply strumming down on the strings with your pick. We'll call this the Simple Strum. Here are the steps:

Tap your foot while counting out loud "one-and-two-and-one-and-two-and."

• Strum down on any D chord on the numbers (the arrows indicate when you strum).

• Try the Simple Strum while you change back and forth from D to A7. **Note:** There are many ways to play the chords. Practice both of these ways of playing the D chord. The "X" on the D chord in the middle means that you don't play that string. **Note:** On track 23 you'll hear me changing back and forth from D (below, left) to A7 (below, right). I'll play four beats or strums on each chord.

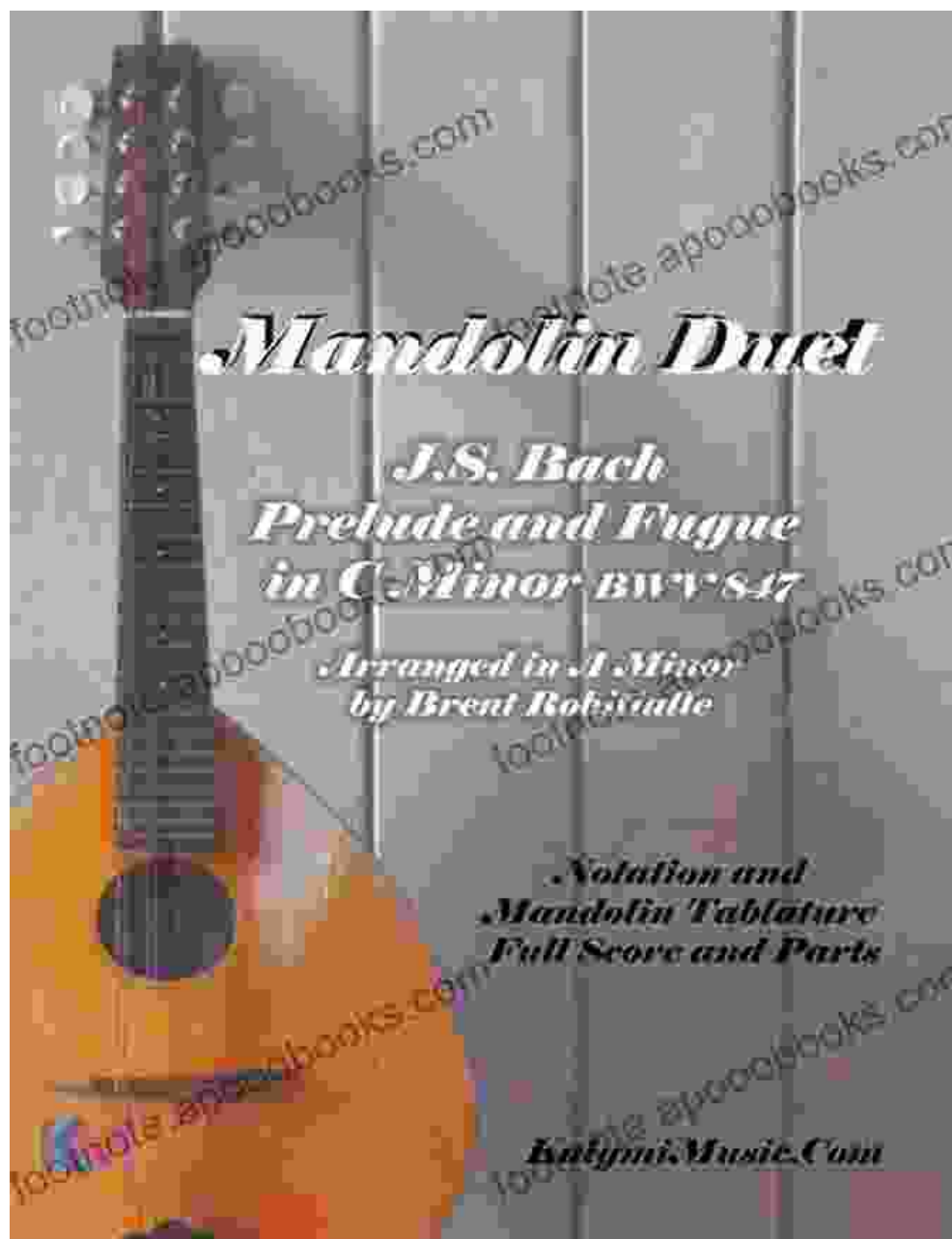


Let's put your new strumming and chord changing skills to work on an old favorite, *Skip to My Lou*. This will give you the chance to practice the Simple Strum and your D and A7 chords at the same time. In the diagram below, the arrows tell you where to strum down on the strings. Tap your foot slow and steady. **Note:** The complete music and tab of *Skip to My Lou* can be found on page 74.

Prepare to ignite the spark of musical joy in your children's hearts. This chapter presents a delightful collection of children's songs specially arranged for the mandolin. From classic nursery rhymes to modern favorites, these melodies will transport your little ones into a world of imagination and wonder.

## Chapter 7: Duets and Ensembles: Harmony in Motion





Expand your musical horizons with the captivating world of duets and ensembles. This chapter explores the art of playing the mandolin with others, fostering a sense of collaboration and harmony. You'll discover how to arrange songs for multiple mandolins, creating enchanting soundscapes that will resonate with your audience.



"Just For Fun Children Songs For Mandolin" is more than just a book; it's an invitation to create unforgettable musical moments with your children. Whether you're a seasoned musician or just starting your journey, this guide provides everything you need to unlock the magic of the mandolin and share the gift of music with your loved ones.

So, pick up your mandolin, embrace the melodies, and let the rhythm guide you into a world where music and joy intertwine. "Just For Fun Children Songs For Mandolin" is your ultimate companion on this enchanting musical adventure.



## Just for Fun - Children's Songs for Mandolin: 59

**Children's Classics** by Cerridwen Greenleaf


★ ★ ★ ★ ☆ 4.8 out of 5

Language : English

File size : 7909 KB


Screen Reader: Supported

Print length : 84 pages



## The Original Home School: A Journey of Love, Learning, and Life

In the annals of education, there is no more fascinating or inspiring story than that of the original home school. It is a tale of love, learning, and...



## **African American Education in Slavery and Freedom: The John Hope Franklin Institute**

The history of African American education in the United States is a complex and often painful one. From the days of slavery, when African Americans were...