


# Master the Keyboard: The Complete Guide to the Basics - Play Today!



## Play Cello Today: A Complete Guide to the Basics (Play Today!) by Catherine Pendleton Hart

★★★★☆ 4.6 out of 5

Language : English

File size : 45536 KB

Text-to-Speech : Enabled

Screen Reader : Supported

Word Wise : Enabled

Print length : 40 pages



Have you ever longed to tickle the ivories or compose beautiful melodies on the keyboard? Well, now's your chance! This comprehensive guide will equip you with all the essential knowledge and techniques you need to embark on your musical journey. Whether you're a complete beginner or simply want to brush up on your foundational skills, this guide has got you covered.

## Chapter 1: Keyboard Anatomy and Finger Placement

Before you dive into playing, it's crucial to familiarize yourself with the keyboard's anatomy. We'll guide you through the layout of the keys, their different functions, and the proper finger placement techniques to ensure a comfortable and efficient playing experience.

# How to Type:



## Chapter 2: Understanding Musical Notation


Music is a language of its own, and to master the keyboard, you need to understand its written form - musical notation. We'll break down the basics of sheet music, including note values, clefs, time signatures, and more. Once you grasp these concepts, you'll be able to decode any musical piece and start playing it yourself.

## Time Signature

The image displays four musical staves, each illustrating a different time signature. The first staff is in 2/4 time, showing a sequence of quarter notes. The second staff is in 3/4 time, showing a sequence of quarter notes. The third staff is in 4/4 time, showing a sequence of quarter notes. The fourth staff is in 3/4 time, showing a sequence of quarter notes. The time signatures are written as a fraction with the top number indicating the number of beats per measure and the bottom number indicating the note value. The notes are quarter notes, and the staves are in treble clef.

### Chapter 3: Basic Chords and Progressions

Chords are the building blocks of music, and knowing how to play them is essential for any aspiring keyboard player. We'll introduce you to major and minor chords, their inversions, and how to connect them into captivating chord progressions. With practice, you'll be able to create beautiful harmonies and accompany any melody.



## Chapter 4: Developing Finger Dexterity

Playing the keyboard requires nimble fingers and a coordinated hand-eye connection. We'll provide you with a series of exercises and techniques to improve your finger dexterity, speed, and accuracy. Through regular practice, you'll develop the agility needed to execute complex musical passages with ease.



## **Chapter 5: Playing Melodies and Simple Songs**

Now it's time to put your newly acquired skills to the test! We'll guide you through playing simple melodies and popular songs, starting with familiar tunes and gradually progressing to more challenging pieces. Along the way, you'll learn essential techniques such as scales, arpeggios, and embellishments.

## **Chapter 6: Tips for Practice and Improvement**

Becoming a proficient keyboard player takes dedication and consistent practice. In this final chapter, we'll share valuable tips to help you make the most of your practice sessions. We'll cover topics such as setting realistic goals, creating a dedicated practice routine, and staying motivated throughout your musical journey.

Congratulations! By completing this comprehensive guide, you've laid the foundation for a lifetime of musical enjoyment. Whether you choose to pursue classical, jazz, pop, or any other genre, the skills you've acquired will empower you to express yourself creatively through the beautiful language of music. Remember, practice makes perfect, so keep playing, exploring, and expanding your musical horizons. The possibilities are endless, and the musical journey is yours to shape.

## Additional Resources

- Online keyboard lessons
- Free sheet music websites
- Piano forums and communities

## Testimonials

"This guide was exactly what I needed to get started with the keyboard. It's clear, concise, and incredibly helpful." - John Doe


"I've been playing for a few months now, and this guide has taken my skills to the next level. Highly recommended!" - Jane Smith

Ready to embark on your musical adventure? Click the link below to Free Download your copy of *The Complete Guide to Keyboard Basics: Play Today!*

Free Download Now

**Play Cello Today: A Complete Guide to the Basics (Play Today!)** by Catherine Pendleton Hart

★★★★☆ 4.6 out of 5




Language : English  
File size : 45536 KB  
Text-to-Speech : Enabled  
Screen Reader : Supported  
Word Wise : Enabled  
Print length : 40 pages



## The Original Home School: A Journey of Love, Learning, and Life

In the annals of education, there is no more fascinating or inspiring story than that of the original home school. It is a tale of love, learning, and...



## African American Education in Slavery and Freedom: The John Hope Franklin Institute

The history of African American education in the United States is a complex and often painful one. From the days of slavery, when African Americans were...