

Step-by-Step Tutorial to Make a Felt Microwave Oven: A Creative and Educational Craft Adventure


Are you ready to introduce your little ones to the world of imaginative play and crafty fun? Look no further than this comprehensive tutorial that will guide you through the enchanting process of making a felt microwave oven. Perfect for imaginative play, learning, and cozy home décor, this DIY project is a delight for crafters of all ages.

Materials You'll Need:

- Felt in various colors (white, gray, black, red)
- Scissors
- Fabric glue
- Measuring tape or ruler
- Pen or pencil
- Buttons or beads for decoration (optional)

Step-by-Step Instructions:

1. Create the Microwave Body:



step by step tutorial to make felt microwave oven

by Lynette Anderson

★★★★☆ 4.5 out of 5

Language : English

File size : 287 KB

Text-to-Speech : Enabled

Screen Reader : Supported

Enhanced typesetting : Enabled

Print length : 4 pages

FREE

DOWNLOAD E-BOOK




2. Add the Door:



Create the microwave door and attach it to the body using fabric glue.

3. Make the Buttons and Panel:



4. Decorate the Oven:



Add your creative touch by decorating the microwave with beads, ribbon, or any other embellishments.

Benefits of Making a Felt Microwave Oven:

- **Encourages Imaginative Play:** Children can pretend to cook, reheat meals, and enjoy endless hours of imaginative play.
- **Develops Fine Motor Skills:** Cutting, gluing, and decorating the microwave helps refine hand-eye coordination and dexterity.
- **Promotes Learning:** The microwave provides a fun and interactive way for kids to learn about kitchen appliances and basic cooking concepts.
- **Makes a Cozy Addition to Home Décor:** This charming felt microwave adds a touch of warmth and playfulness to any room.

:

Making a felt microwave oven is an engaging and rewarding craft project that combines creativity, learning, and imaginative play. With our step-by-step tutorial, you'll have all the guidance you need to create a delightful and educational toy for your little ones. Whether you're looking for a fun weekend activity or a thoughtful gift, this felt microwave is sure to bring joy and inspiration. So gather your materials, let your imagination soar, and embark on this enchanting crafting adventure today!



step by step tutorial to make felt microwave oven

by Lynette Anderson

★★★★☆ 4.5 out of 5

Language : English

File size : 287 KB

Text-to-Speech : Enabled


Screen Reader : Supported

Enhanced typesetting: Enabled

Print length : 4 pages


FREE

DOWNLOAD E-BOOK



The Original Home School: A Journey of Love, Learning, and Life

In the annals of education, there is no more fascinating or inspiring story than that of the original home school. It is a tale of love, learning, and...



African American Education in Slavery and Freedom: The John Hope Franklin Institute

The history of African American education in the United States is a complex and often painful one. From the days of slavery, when African Americans were...